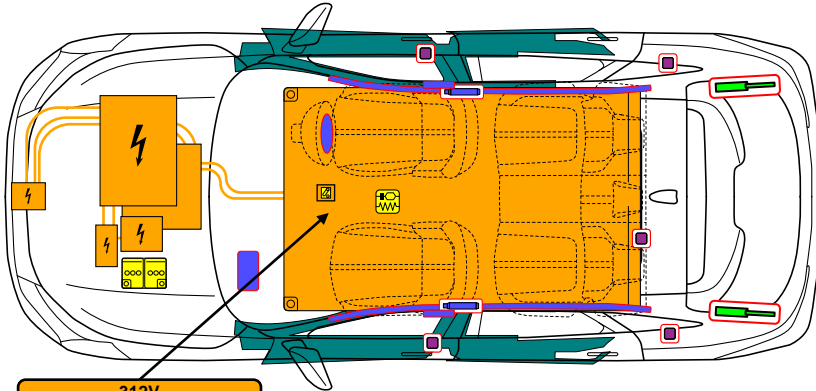




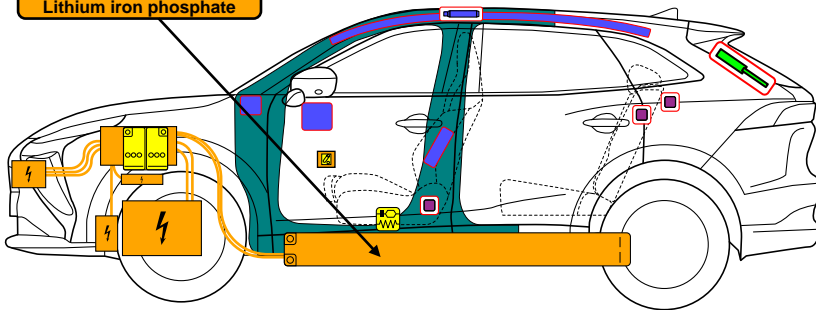
FORTHING

Taikon 5 EV

5 Doors / 5 Seats / SUV
From 2026



312V
Lithium iron phosphate



Airbag



Stored gas inflator



Seat belt pretensioner



SRS control unit



Battery low voltage



Gas strut / Preloaded spring



High strength zone



Low-voltage device that disconnects high voltage



High-voltage component



Battery pack, high-voltage



High voltage power cable

ID No.

EM-Taikon 5 EV-RHD-AUS-MY2026

Version No.

01

Creation Date

04/2026

Page No.

1/4

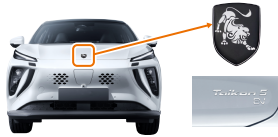


1. Identification / recognition



No noise from the vehicle doesn't mean the vehicle is off, it might be running quietly or restarting instantly. Therefore, be sure to wear appropriate personal protective equipment.

Front Brand Logo



Rear Model Name



Charging Port



2. Immobilisation / stabilisation / lifting

IMMOBILISE THE VEHICLE






1. Step on the brake pedal and press the P gear button on the auxiliary dashboard to engage into the P gear. At this time, the P gear indicator on the instrument cluster will light up.



2. Use appropriate wedges to block the wheels to prevent the vehicle from sliding and causing accidents.

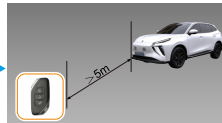
LIFTING POINTS



 Proper stabilize-lift points
 Power battery

3. Disable direct hazards / safety regulations

MAIN DISABLING METHOD



ALTERNATIVE DISABLING METHOD



Press and hold for at least 5s.



ACCESS TO 12V BATTERY



DO NOT TOUCH, CUT, OR OPEN HIGH-VOLTAGE COMPONENTS AND THE HIGH-VOLTAGE BATTERY! WEAR APPROPRIATE PROTECTIVE EQUIPMENT!

ID No.

EM-Taikon 5 EV-RHD-AUS-MY2026

Version No.

01

Creation Date

04/2026

Page No.

2/4



Taikon 5 EV
5 Doors / 5 Seats / SUV
From 2026



4. 乘员应急出口

Door Opening



Carry the smart key and hold the inner unlocking area of the driver's door handle to unlock all doors. Pull the door handle to open the door.


Steering Column Adjustment



Seat Adjustment



High-strength Area



Glass Type

Tempered Glass

Laminated Glass



After disconnecting the 12V low-voltage battery, the electrical system components cannot be operated.

5. Stored energy / liquids / gases / solids

	312V	
	12V	
	R-134a 600±20g	

6. In case of fire

Fire Extinguishing Method for Power Battery:



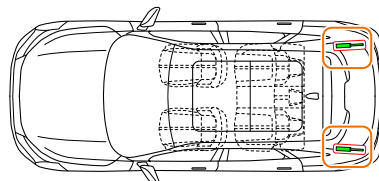
Use a large amount of water to extinguish the fire.



The power battery may reignite or catch fire again! Be sure to wear appropriate personal protective equipment.



Gas strut/Preloaded spring
Risk of missile effect of tailgate.



ID No.

Version No.

Creation Date

Page No.

EM-Taikon 5 EV-RHD-AUS-MY2026

01

04/2026

3/4



7. In case of submersion

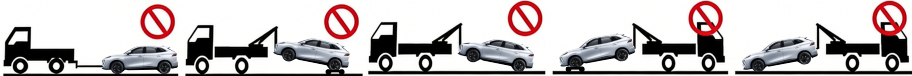
Proper PPE should be worn when handling any flooded vehicle. Pull the vehicle out of water as much as possible, immobilise the vehicle and disable the vehicle before starting any operation (see chapter 3).
Tilt the vehicle to one side to allow water to drain out of the vehicle.

8. Towing / transportation / storage

Front towing point



Rear towing point



Park the vehicle in an open outdoor area and keep at least five meters away from other objects or vehicles.



The power battery may reignite or catch fire again! Be sure to wear appropriate personal protective equipment.






















9. Important additional information

Due to differences in vehicle software version and vehicle configuration, please refer to the actual situation for specific information.

Manufacturer information: Dongfeng Liuzhou Motor Co., Ltd.

For further details, please refer to "<https://www.forthingmotor.com/vehicle-manual/>".

10. Explanation of pictograms used

	Electric Vehicle		Gases under pressure		Acute toxicity
	Danger of electric shock		Flammable substances		Keep the smart key away from the vehicle
	Universal warning sign		Endangering human health		Seat height adjustment
	Use water to extinguish the fire		Corrosive substances		Seat adjustment front and back
	Bonnet		Explosive		Steering wheel inclination adjustment
	Infrared (IR) devices are also called thermal imagers (TICs) under certain operating conditions		Hazard the environment		Low temperature warning
			Air conditioning component		

ID No.

Version No.

Creation Date

Page No.

EM-Taikon 5 EV-RHD-AUS-MY2026

01

04/2026

4/4